

Farestalds 



# UNDER 10% MORTALITY – HOW DO WE DO THAT?

AF KARINA MIKKELSEN, FARESTALDS ELITEN

Karina Mikkelsen | Tlf. +45 6116 7550 | farestaldseliten@outlook.dk | farestaldseliten.dk |

1


Farestalds 

## PROBLEM IN THE STABLE

- Full focus on the sow from start to end
- Make sure that the sow is healthy
- Selected the newborn
- Fat back scanning at the sows before birth
- Mini piglets
- Hungry pigs the first 3 days
- Enviroment in the stable
- Heat
- Virus
- Brok

Karina Mikkelsen | Tlf. +45 6116 7550 | farestaldseliten@outlook.dk | farestaldseliten.dk |

2

Farestalds 

## FULL FOCUS ON THE SOW FROM START TO END

- The day she walk into the farrowstable
- Week before birth
- Before birth – eating – bad leg – tits – count the tits write on sow card
- Under birth
- After farrow – fever – how she eat – MMA
- Her tits conditioner
- How much water ?

Karina Mikkelsen | Tlf. +45 6116 7550 | farestaldseliten@outlook.dk | farestaldseliten.dk |

3

Farestalds 




## FULL FOCUS ON THE SOW

- ✓ After birth, sow shall up
- ✓ She need clean water
- ✓ She need food to get the energy back
- ✓ Elektrolyt water

Karina Mikkelsen | Tlf. +45 6116 7550 | farestaldseliten@outlook.dk | farestaldseliten.dk |

4

**Farestalds Eliten** 

### MAKE SURE THAT THE SOW IS HEALTHY

- Sows normal temperature is 38,5
- Under birth normal 39,5
- After birth 38,5-39,3
- Sows have fever you need to treat her, MMA, hard tits and she will not eat
- She need painkiller after birth
- When a sow have give birth, it is the same as run a Marathon
- Temperature always the 2 days

Karina Mikkelsen | Tlf. +45 6116 7550 | farestdseliten@outlook.dk | farestdseliten.dk |

5

**Farestalds Eliten** 



### TITS CONDITION

- ✓ You need to know before you selected the newborn
- ✓ Down and feel on the tits

Karina Mikkelsen | Tlf. +45 6116 7550 | farestdseliten@outlook.dk | farestdseliten.dk |

6



### SOWS TITS

Picture 1 – Toxin  
Picture 2 – mushroom tits  
Picture 3 – mushroom tits old

7

**Farestalds Eliten** 

### SELECTED THE NEWBORN

- You need to make a farrow plan
- To make the good result you need overview
- Which sow is sick, do not eat, hard tits etc.
- Which sow eat good, fine small tits, soft tits etc.
- The newborn team have to be same size
- All newborn pigs go to corner and sow shall up again, push water out
- Change around on all pigs everyday is NO GO

Karina Mikkelsen | Tlf. +45 6116 7550 | farestdseliten@outlook.dk | farestdseliten.dk |

8



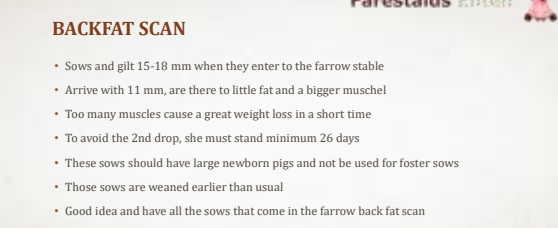
**Farestalds Eiten**

### SELECTED THE NEWBORN

- ✓ Follow your plan
- ✓ Same size
- ✓ Count sows tits
- ✓ +1 more piglets

Karina Mikkelsen | Tlf. +45 6116 7550 | farestaldseliten@outlook.dk | farestaldseliten.dk |

9



**Farestalds Eiten**

### BACKFAT SCAN

- Sows and gilt 15-18 mm when they enter to the farrow stable
- Arrive with 11 mm, are there to little fat and a bigger muschel
- Too many muscles cause a great weight loss in a short time
- To avoid the 2nd drop, she must stand minimum 26 days
- These sows should have large newborn pigs and not be used for foster sows
- Those sows are weaned earlier than usual
- Good idea and have all the sows that come in the farrow back fat scan
- Get an idea of where you are

Karina Mikkelsen | Tlf. +45 6116 7550 | farestaldseliten@outlook.dk | farestaldseliten.dk |

10



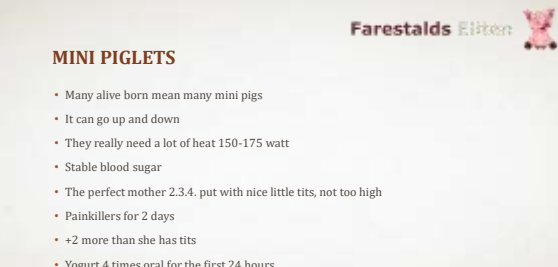
**Farestalds Eiten**

### BACK FAT

- ✓ Minimum 15 mm
- ✓ Best 18 mm
- ✓ To high 22 mm

Karina Mikkelsen | Tlf. +45 6116 7550 | farestaldseliten@outlook.dk | farestaldseliten.dk |

11



**Farestalds Eiten**

### MINI PIGLETS

- Many alive born mean many mini pigs
- It can go up and down
- They really need a lot of heat 150-175 watt
- Stable blood sugar
- The perfect mother 2.3.4. put with nice little tits, not too high
- Painkillers for 2 days
- +2 more than she has tits
- Yogurt 4 times oral for the first 24 hours

Karina Mikkelsen | Tlf. +45 6116 7550 | farestaldseliten@outlook.dk | farestaldseliten.dk |

12



**Farestalds Eliten**

### MINI PIGLETS

- ✓ Heat
- ✓ Yoghurt
- ✓ The best sow
- ✓ Care

Karina Mikkelsen | Tlf. +45 6116 7550 | farestaldseliten@outlook.dk | farestaldseliten.dk |

13



**Farestalds Eliten**

### THE VERY WEAK

- ✓ Do not kill them
- ✓ Take care of them
- ✓ Give them heat up to 3 hour
- ✓ Give them yoghurt

14

**Farestalds Eliten**

### HUNGRY PIGS FOR THE FIRST 3 DAYS

- The day after the selected, the hunt begins
- Feel on all the pigs in the litter
- Find the 2-3 smallest pigs
- Spot on the ass
- The day after you do the same again
- Start to take only 1 pig, never 3 pigs
- Observe 24 hours at a time
- 3. day there are no hungry pigs left, then it is finally collected

Karina Mikkelsen | Tlf. +45 6116 7550 | farestaldseliten@outlook.dk | farestaldseliten.dk |

15




**Farestalds Eliten**

### SKINNY PIGLETS

- ✓ Feel on all pigs
- ✓ Find 2-3 piglets
- ✓ Follow them 24-48-72 hour
- ✓ Move 1
- ✓ Look when they drink milk

Karina Mikkelsen | Tlf. +45 6116 7550 | farestaldseliten@outlook.dk | farestaldseliten.dk |


16



**TO LATE COLLECT**

- ✓ To weak now
- ✓ Will start diarrhea
- ✓ Get virus

17

**Farestalds Eilten** 

**ENVIRONMENT IN THE FARROW STABLE**

- The floor heat must work - with 42 degrees
- The corner must have a temperature of 32-34 degrees at birth
- The place must be clean and dry
- Under birth start to give powder
- Cleaned every day and new powder
- 1-2 days after farrowing must the place be nice and dry also under the sow
- Keep in mind that there are little "babies"
- Room temperature 22.5 at farrowing

Karina Mikkelsen | Tlf. +45 6116 7550 | farestaldseliten@outlook.dk | farestaldseliten.dk |

18

**Farestalds Eilten** 



**ENVIRONMENT**

- ✓ Dry and nice
- ✓ Think of yourself

Karina Mikkelsen | Tlf. +45 6116 7550 | farestaldseliten@outlook.dk | farestaldseliten.dk |

19



**HEAT IN THE CORNER**

- ✓ No heat in floor??
- ✓ 100 watt
- ✓ 150 watt
- ✓ Plastic on the corners

20

**HEAT**



**Farestalds Eliten**

Karina Mikkelsen | Tlf. +45 6116 7550 | farestaldseliten@outlook.dk | farestaldseliten.dk |

21

**Farestalds Eliten**

**VIRUS – THINGS WE CAN NOT SEE**

- Sick animals are most often infected with viruses
- Wash in the same stable where there are pigs
- Amme piglets you need to move before 24 hour
- Sick animals suck the virus
- Do not move sick animals
- Not too many collectet team
- Do not move sick pigs back in the system
- lock the teams
- Virus pigs stop growing
- If they are collectet in 1 place, infection is high and then they stops growing
- If they have aged, it is best to wean them

Karina Mikkelsen | Tlf. +45 6116 7550 | farestaldseliten@outlook.dk | farestaldseliten.dk |

22

**Farestalds Eliten**




**VIRUS OR SICK PIGS**

- ✓ Do not move sick pigs
- ✓ Medicine 3 days
- ✓ Let stay
- ✓ Immune systems must do the rest
- ✓ When it is healthy then you can move

Karina Mikkelsen | Tlf. +45 6116 7550 | farestaldseliten@outlook.dk | farestaldseliten.dk |

23



**COLLECT**

- ✓ Do not collect big/old pigs
- ✓ Better to wean old pigs
- ✓ To many time collectet
- ✓ How old??
- ✓ Stops growing

24

**BROK !!**



25

**Farestalds Eiten**



**QUESTION**



Karina Mikkelsen | TEL. +45 6116 7550 | farestaldseiten@outlook.dk | farestaldseiten.dk |

26